


Quick Ship Model

# THE NEXT GENERATION OF SAFETY BEDS

**LOVE**  
REHAB SOLUTIONS

## FEATURES

- **Patented Lift Assist Rails with** single hand release latch.
- Latch unlocks both ends of the vertical drop door
- Counter balanced vertical drop door eliminates lifting and bending over.
- Multiple locking positions prevent rolling out or lower completely for ease of transfer.



**Love Rehab Solutions**

770 · 557 · 5894



info@loverehab.solutions



www.loverehabsolutions.com

# Choices

## Choose Left or Right Headboard Configuration

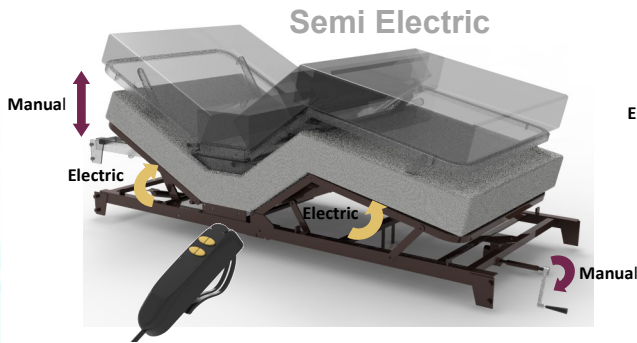


Left Headboard

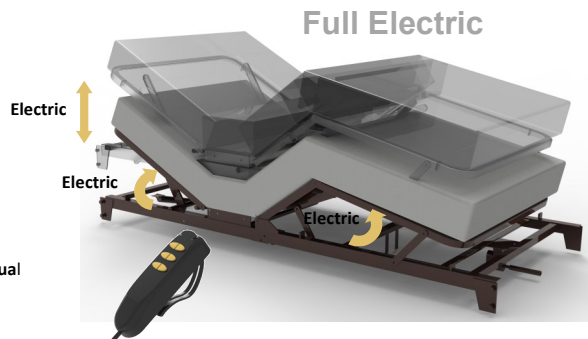


Right Headboard

## Choose Full Electric or Semi Electric (Twin Size)



2 Function Remote w/Manual Height Adjust




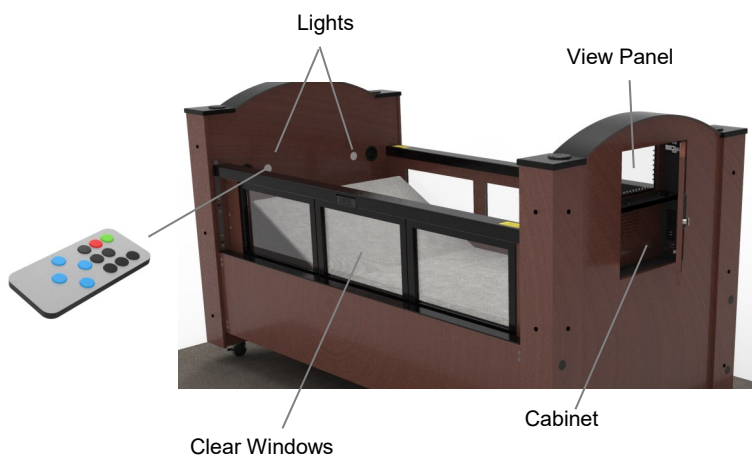
3 Function Remote w/Electric Height Adjust

## Choose from two colors: Frost and Paprika



**All beds include:**


- Clear Side Windows
- Lights in the headboard,
- View Panel and Cabinet in the footboard.
- Fan in Footboard with remote control for On/ Off
- Also includes remote control for lights
- USB outlets in the headboard and footboard and also in the cabinet.



**Options**


**Optional Padding**

Unique molded padding design for safety  
 Available Black Only  
 Velcro removable




**IV Pole**

Add an IV Pole—can be mounted on any of the four corner posts  
 Adjustable Height



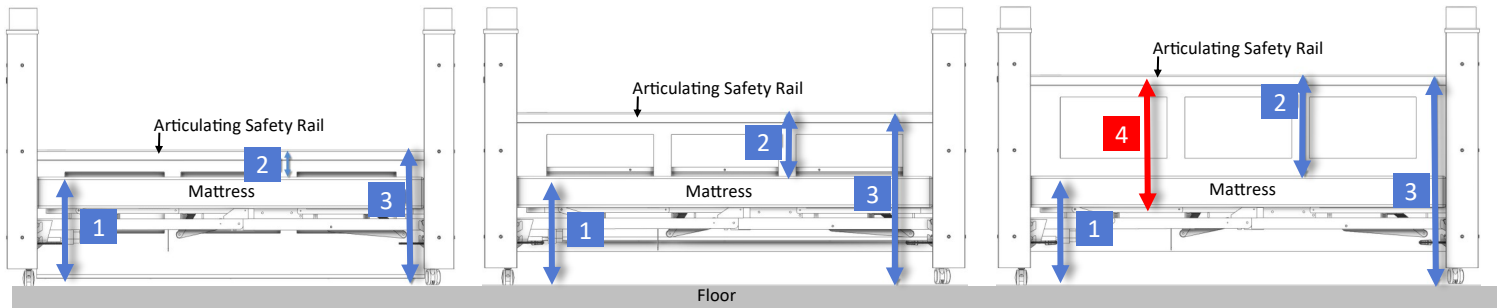
**Add Port for Tubing Pass Through**

Allows Ventilator or G-Tube to pass through the headboard  
 Can choose left or right side



# Specifications

## Bed in Lowest Height Position



**Articulating Safety Rail in Lowest Locked Position**

**Measurement Inches**

1 Floor to Top of Mattress	22
2 Top of Mattress to Top of Articulating Safety Rail	4
3 Floor to Top of Articulating Safety Rail	26

**Articulating Safety Rail in Middle Locked Position**

**Measurement Inches**

1 Floor to Top of Mattress	22
2 Top of Mattress to Top of Articulating Safety Rail	11.5
3 Floor to Top of Articulating Safety Rail	33.5

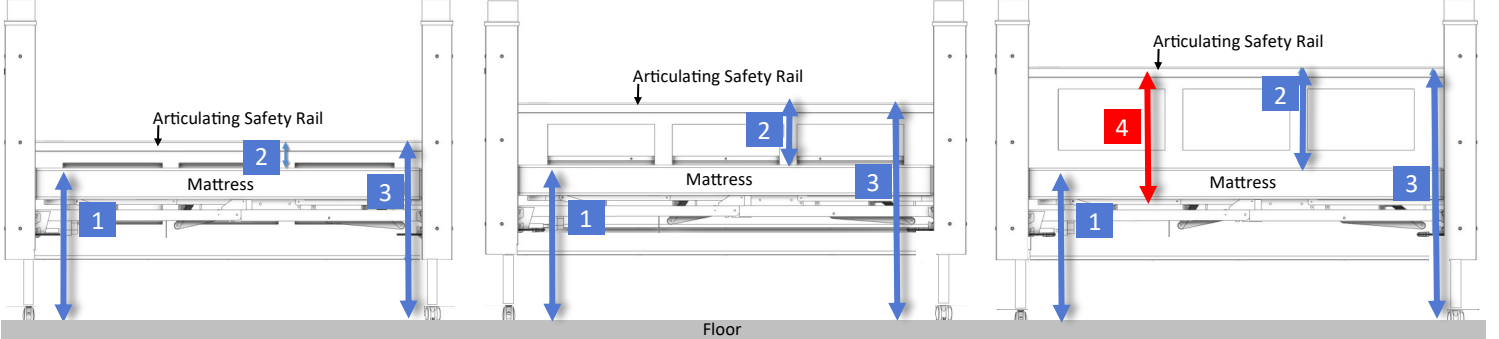
**Articulating Safety Rail in Highest Locked Position**

**Measurement Inches**

1 Floor to Top of Mattress	22
2 Top of Mattress to Top of Articulating Safety Rail	20
3 Floor to Top of Articulating Safety Rail	41
4 Bed Base Spring to Top of Articulating Safety Rail	27

\*HCPCS E1399 - Durable Medical Equipment Miscellaneous. Please note: 27" Side rails exceed the min. requirement of Spring to Side Frame height by 3"

## Bed in Highest Height Position



**Articulating Safety Rail in Lowest Locked Position**

**Measurement Inches**

1 Floor to Top of Mattress	28
2 Top of Mattress to Top of Articulating Safety Rail	4
3 Floor to Top of Articulating Safety Rail	31.5

**Articulating Safety Rail in Middle Locked Position**

**Measurement Inches**

1 Floor to Top of Mattress	28
2 Top of Mattress to Top of Articulating Safety Rail	11.5
3 Floor to Top of Articulating Safety Rail	39.5

**Articulating Safety Rail in Highest Locked Position**

**Measurement Inches**

1 Floor to Top of Mattress	28
2 Top of Mattress to Top of Articulating Safety Rail	20
3 Floor to Top of Articulating Safety Rail	46.5
4 Bed Base Spring to Top of Articulating Safety Rail	27

\*HCPCS E1399 - Durable Medical Equipment Miscellaneous. Please note: 27" Side rails exceed the min. requirement of Spring to Side Frame height by 3"

